


# PC SERIES

## Common mode chokes with Ferrite cores

### Features

- Nominal current in each winding (I): from 0,3A to 10A.
- Nominal inductance (L): from 1,8mH to 68mH.
- Rated voltage: 250Vac.
- Test voltage: 1,5kVac, winding to winding.
- Creepage distance: 3mm, winding to winding.
- Ambient temperature: from -40°C to +50°C.
- Storage temperature: from -40°C to +120°C
- Plastic case: UL 94V-0 listed.
- Potting resin: UL94V-0 listed.
- According to UL 1283.



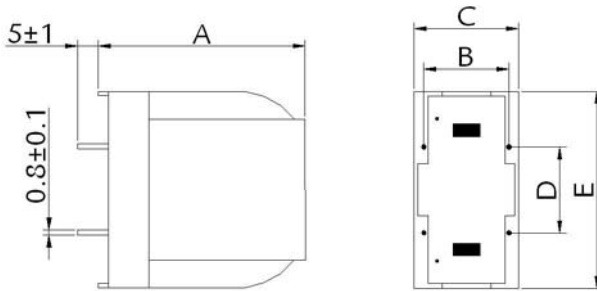
### Electrical specifications

Code	L(mH) +50% -30%	R <sub>dc</sub> (mΩ) MAX. @20°C	I (A) 50 Hz	Impedance(Ω) I Z I@ 100kHz	Code
	2 x 47	2 x 1.800	0.3	20	PC 470-3V1
	2 x 39	2 x 1.300	0.4	150	PC 390-4V1
	2 x 27	2 x 700	0.6	70	PC 270-6V1
	2 x 15	2 x 300	1.0	190000	PC 150-10V1
	2 x 5.6	2 x 160	1.2	150000	PC 5R6-12V1
PC 470-5H2	2 x 47	2 x 1.050	0.5	350	PC 470-5V2
PC 390-5H2	2 x 39	2 x 760	0.5	75	PC 390-5V2
PC 270-8H2	2 x 27	2 x 550	0.8	160	PC 270-8V2
PC 150-9H2	2 x 15	2 x 350	0.9	10500	PC 150-9V2
PC 5R6-12H2	2 x 5.6	2 x 150	1.2	4000	PC 5R6-12V2
PC 3R3-25H2	2 x 3.3	2 x 50	2.5	2800	PC 3R3-25V2
PC 470-6H3	2 x 47	2 x 1.250	0.6	900	PC 470-6V3
PC 390-7H3	2 x 39	2 x 975	0.7	280	PC 390-7V3
PC 270-10H3	2 x 27	2 x 450	1.0	600	PC 270-10V3
PC 150-12H3	2 x 15	2 x 300	1.2	110	PC 150-12V3
PC 5R6-18H3	2 x 5.6	2 x 125	1.8	5000	PC 5R6-18V3
PC 3R3-28H3	2 x 3.3	2 x 60	2.8	2800	PC 3R3-28V3
PC 470-6H4	2 x 47	2 x 1.350	0.6	5000	PC 470-6V4
PC 390-8H4	2 x 39	2 x 950	0.8	2900	PC 390-8V4
PC 270-10H4	2 x 27	2 x 575	1.0	1300	PC 270-10V4
PC 220-14H4	2 x 22	2 x 450	1.4	1100	PC 220-14V4
PC 150-14H4	2 x 15	2 x 300	1.4	180000	PC 150-14V4
PC 5R6-28H4	2 x 5.6	2 x 90	2.8	120000	PC 5R6-28V4
PC 3R3-40H4	2 x 3.3	2 x 50	4.0	80000	PC 3R3-40V4
PC 470-10H5	2 x 47	2 x 880	1.0		
PC 100-20H5	2 x 10	2 x 230	2.0		
PC 3R9-40H5	2 x 3.9	2 x 58	4.0		
PC 1R8-60H5	2 x 1.8	2 x 23	6.0		
PC 680-10H6	2 x 68	2 x 1.300	1.0		PC 680-10V6
PC 180-20H6	2 x 18	2 x 350	2.0		PC 180-20V6
PC 6R8-40H6	2 x 6.8	2 x 87	4.0		PC 6R8-40V6
PC 3R9-60H6	2 x 3.9	2 x 41	6.0		PC 3R9-60V6
PC 2R7-80H6	2 x 2.7	2 x 22	8.0		PC 2R7-80V6
PC 1R8-100H6	2 x 1.8	2 x 14	10.0		PC 1R8-100V6

# PC SERIES

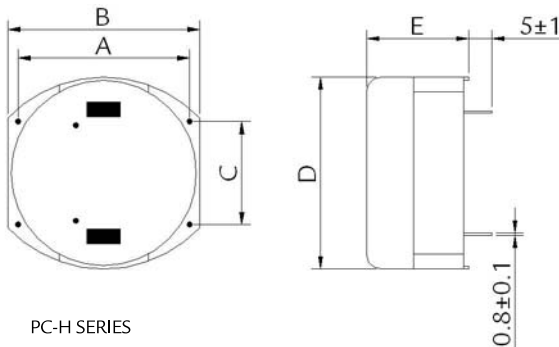
## Common mode chokes with Ferrite cores

Dimensions (in mm)



PC-V SERIES

Code	A MAX	B ±0,2	C MAX	D ±0,2	E MAX
PC-V1	20,3	10	13,2	5	18,2
PC-V2	26	12,5	16,1	10	23,3
PC-V3	30,5	15	18,6	12,5	28
PC-V4	33,2	15	18,5	12,5	32
PC-V6	40	17,5	21,5	12,5	40,4



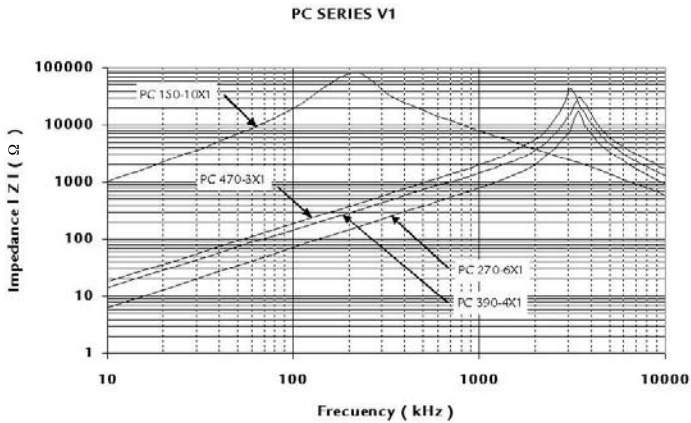
PC-H SERIES

Code	A ±0,2	B MAX	C ±0,2	D MAX	E MAX
PC-H2	20	23	12,5	22,7	15
PC-H3	25	28	15	28	17,5
PC-H4	30	33	20	32	19,5
PC-H5	30	33,5	20	32,6	25
PC-H6	40	44	15	42,4	25

# PC SERIES

## Common mode chokes with Ferrite cores

Curves: Impedance vs. Frequency



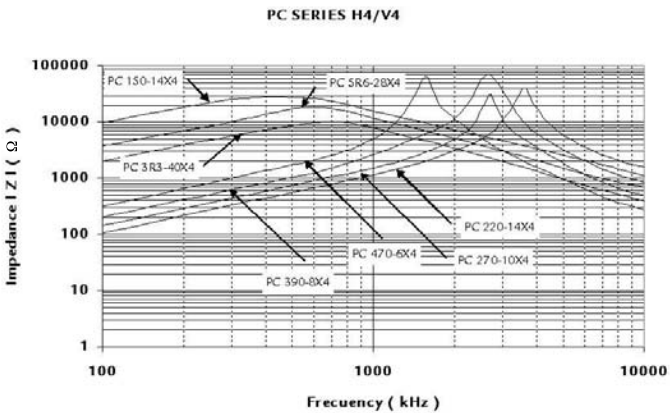
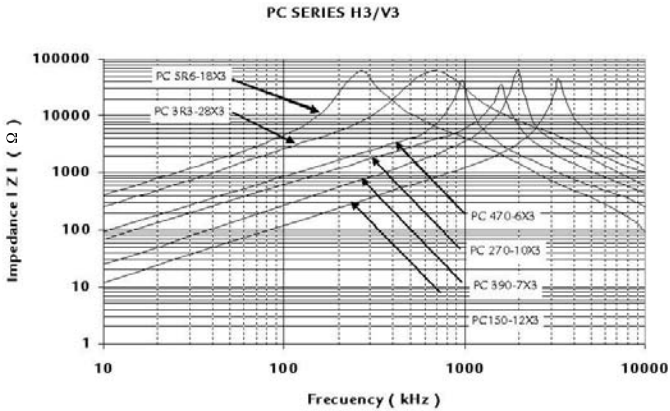
Note:

Impedance measurements have been obtained with both windings in parallel and at ambient temperature.

# PC SERIES

## Common mode chokes with Ferrite cores

Curves: Impedance vs. Frequency



Note:

Impedance measurements have been obtained with both windings in parallel and at ambient temperature.