

6

5

4

3

2

1

F

F

E

E

D

D

C

C

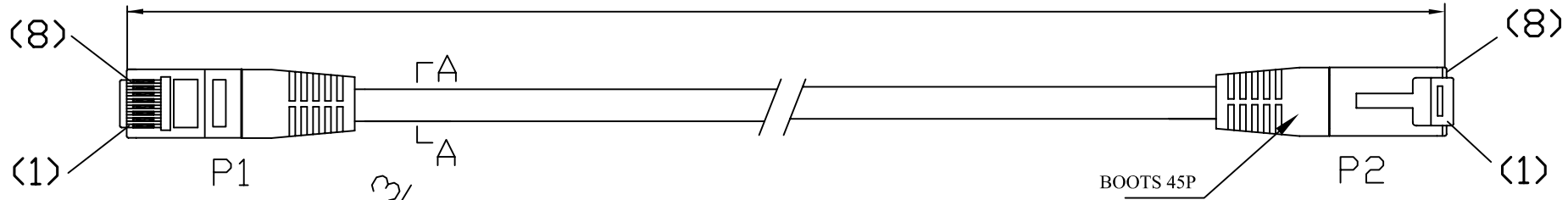
B

B

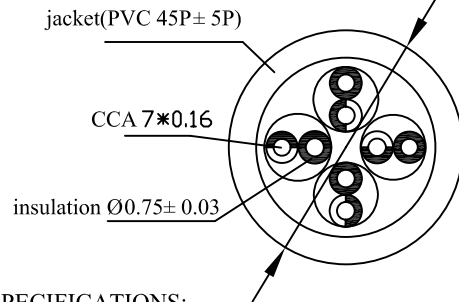
A

A

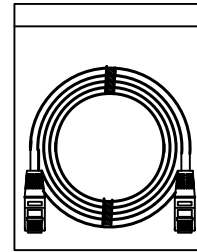
L±3%



Connecting:



P1	568B COLOR	P2
1	WH/ORG	1
2	ORG	2
3	WH/GRN	3
4	BLU	4
5	WH/BLU	5
6	GRN	6
7	WH/BWN	7
8	BWN	8



Length in mtr	Gray	Red	Blue	Green	Yellow	Black
	RAL 7045	RAL 3031	RAL 5012	RAL 6016	RAL 1023	RAL 9011
0.50	IM6000	IM5500	IM5600	IM5700	IM5800	IM5900
1.00	IM6001	IM5501	IM5601	IM5701	IM5801	IM5901
2.00	IM6002	IM5502	IM5602	IM5702	IM5802	IM5902
3.00	IM6003	IM5503	IM5603	IM5703	IM5803	IM5903
5.00	IM6005	IM5505	IM5605	IM5705	IM5805	IM5905
10.00	IM6010	IM5510	IM5610	IM5710	IM5810	IM5910

SPECIFICATIONS:

1. CONDUCTOR:

1.1 CONDUCTORS: 26AWG CCA 7*0.16± 0.015mm

1.2 CONDUCTOR INSULATION COLOR CODING: ONE WHITE/ORANGE, ONE ORANGE, ONE WHITE/GREEN, ONE BLUE, ONE WHITE/BLUE, ONE GREEN, ONE WHITE/BROWN, ONE BROWN.

2. CABLE JACKET

2.1 PRINTING ON THE JACKET: ECONLINE UTP CATEGORY 5E CCA 4x2x26AWG EIA/TIA 568B 14400.001

3. CABLE ASSEMBLY

3.1 SEE SECTION A-A FOR DIMENSIONS

3.2 CABLE TIE: ACCORDING TO CUSTOMER'S REQUEST

3.3 WIRING T568B COLOR

3.4 CONTACT PLUG: RJ45 8P8C 3u pc UL 94V-2

4. CABLE JACKET COLOR: ACCORDING TO CUSTOMER'S REQUEST

5. LENGTH: L± 3%mm

				ECON-Line					
REMARK NO	CHA. NO	SIGNATURE	DATE				SIGN		
DRAWN BY	MORGAN			PAGE			OF		
CHECKED BY				PAGE			OF		
AUDITED BY		APPROVED BY	QYJ	PAGE			OF		
CRAFT		DATE	2011.5.18	PAGE			OF		
							UTP CAT5e CABLE 26AWG		
							PATCH CORD LM		

6

5

4

3

2

1