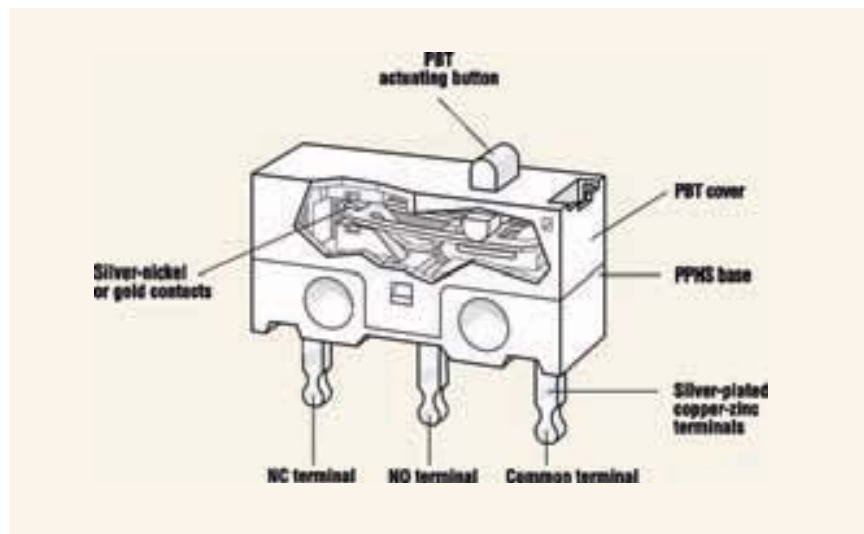


SUBMINIATURE DG Series

Features

- Small dimensions, just 0.504" x 0.228" x 0.256" (12.8mm x 5.8mm x 6.5mm)
- Depending on model, contact rating is suitable for low switched currents and voltages for light-current applications with loads of up to 3 amps 125VAC
- Available with or without auxiliary actuator
- Can be fitted to circuit boards in upright position or horizontally with terminals on left or right
- Mechanical life: min. 1 x 10⁶ operations (depending on model)



Electrical Ratings

Switch Series	EN61058 Rating	UL1054 Rating	Electrical Life at Rated Load
			According to UL (Min. Operations)
DG1	N/A	3A, 125VAC; 2A, 30VDC	6,000
DG2	N/A	0.05A, 30VDC	6,000
DG4	N/A	1A, 125VAC; 1A, 30VDC	6,000

Specifications

Electrical

Temperature Rating:	-25°C to +85°C
Flammability Rating:	UL9V-O

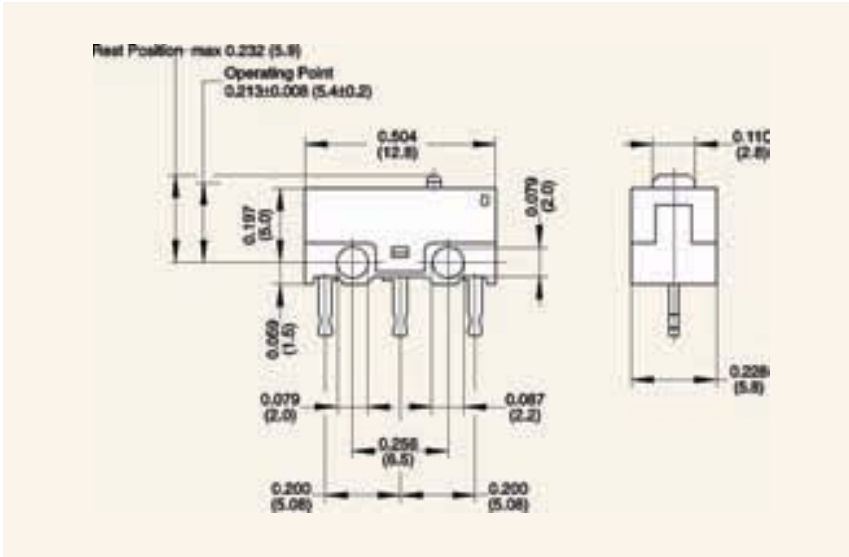
Materials

Base:	PPHS
Cover:	PBT
Actuator:	PBT
Auxiliary Actuator:	Stainless Steel
Terminals:	Silver-Plated Brass
Contacts:	Silver Alloy (DG1, DG4) Gold Flash, Gold (DG2)

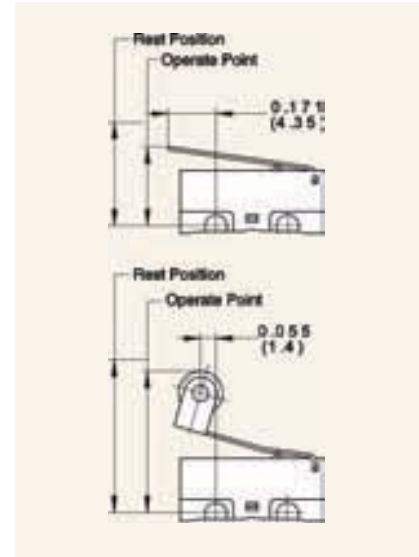
PBT = Polybutyleneterephthalate • PPHS = Polyphenylene sulphide



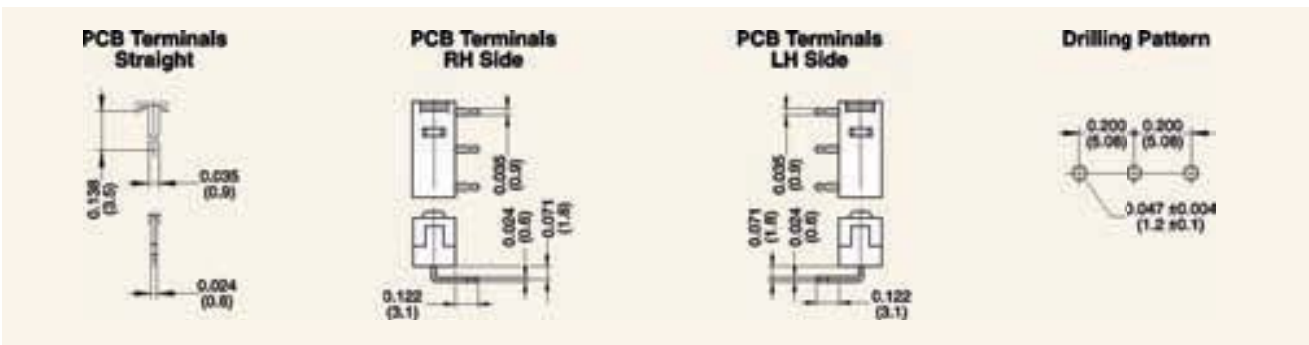
Dimensions inches (mm)



Auxiliary Actuators inches (mm)



Terminal Options inches (mm)



Actuator Specifications

Actuator Type	Switch Type	Maximum Operating Force (gms.)		Maximum Pre-Travel inches (mm)	Operating Point inches (mm)	Minimum Over-Travel inches (mm)	Max. Movement Differential inches (mm)	Max. Rest Position inches (mm)
		DG1, DG2 (B)	DG2, DG4 (C)					
AA		140	75	0.020 (0.51)	0.213±0.008 (5.41±0.20)	0.008 (0.20)	0.007 (0.18)	0.224±0.008 (5.7±0.20)
LA		45	30	0.071 (1.80)	0.268+0.031/-0.016 (6.81+0.79/-0.41)	0.022 (0.55)	0.020 (0.51)	0.314+0.055/-0.067 (8.0+1.40/-0.70)
RA		60	35	0.059 (1.50)	0.488±0.020 (12.40±0.51)	0.022 (0.55)	0.020 (0.51)	0.528±0.020 (13.40±0.50)

Ordering Information

DG 1 3 **B** 1 **AA**

Series/Prefix	Code	Contact Configuration	Code	Button Color/Operating Force	Code	Actuator Type
	3	SPDT	B	Grey / 140 grams*	AA	Button (without Auxiliary Actuator)
			C	Black / 75 grams**	LA	Straight Auxiliary Actuator, 0.169" (4.3mm) Long*
Code	Current Rating (UL & CSA)		*140 gms not available on DG4 **75 gms not available on DG1		LB	Straight Auxiliary Actuator, 0.500" (12.7mm) Long*
1	3A, 125VAC; 2A, 30VDC				LC	Straight Auxiliary Actuator, 1.012" (25.7mm) Long*
2	0.05A, 30VDC				RA	Roller Auxiliary Actuator, 0.075" (1.9mm) Long*
4	1A, 125VAC; 1A, 30VDC					
			Code	Terminal Type		
			1	PCB, Straight		
			2	PCB, RH Side		
			3	PCB, LH Side		

Actuator Length
 *Actuator lengths are dimensioned from center line of switch mounting hole.

Specifications subject to change without notice.