



MING JIANN



承認圖案

APPROVAL DRAWING

本聯請貴公
司蓋章簽回

NO: I100112001

客戶名稱:
CUSTOMER NAME

宏原國際有限公司

製品類別:
DESCRIPTION

滑動開關

日期: 2010年01月12日
DATE

本公司製品名:
OUR MODEL NO.

SGC-23P-06R反向

本公司圖面號碼:
OUR DRAWING NO.

S0732004

整理號碼: S07320
FILE NO.

貴公司機種名:
CUSTOMER'S MODEL NO.

貴公司部品號碼:
圖面

CUSTOMER'S PARTS
DRAWING NO.

簽章處:



明建電機股份有限公司

MING-JIANN ELECTRONICS INDUSTRIAL CO., LTD.

明建電子開關廠

MING-JIAN ELECTRONICS FACTORY

規格說明書
SPECIFICATIONS

DATE: 2004.02.13

製品名 TYPE OF SWITCH	SLIDE SWITCH SGC-23P-06R反向	圖面號碼 DRAWING NO.	S0732004	整理番號 FILE NO.	07320
-----------------------	-------------------------------	---------------------	----------	------------------	-------

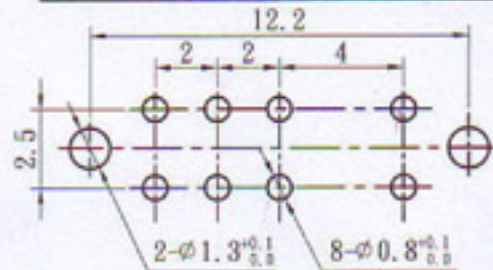
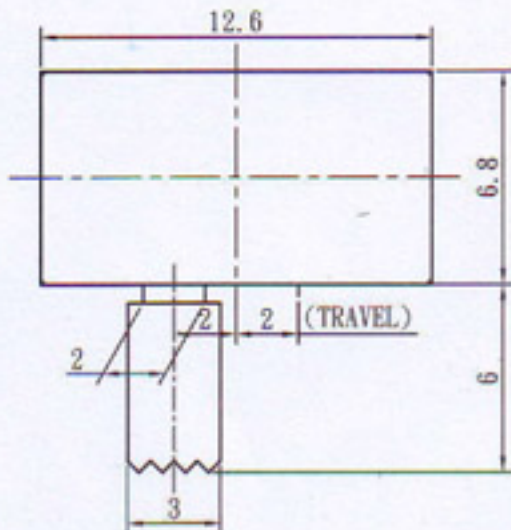
1. 定 格: RATING: ~~AC~~ DC. 30 V. 0.3 A.
2. 構 造: CONSTRUCTION
 - 2.1 型態及長寬度均照另附圖面之規定
SHAPE AND DIMENSIONS SUBJECT TO ATTACHED CHART REGULATION
 - 2.2 外 觀: 各部分之完成程度良好, 並無生銹, 裂損, 電鍍不良等。
APPEARANCE: EVERY PART SHOULD BE FINISHED NOT TO EXIST RUST, FLAW, CRACK AND BAD PLATING.
3. 機械的性能 MECHANICAL STRUCTURE
 - 3.1 迴 轉 力 Kg cm 作動力: AC→B: 200 ±100; B→AC: 300 ±150 g
ROTATION TORQUE: Kg cm OPERATION: AC→B: 200 ±100; B→AC: 300 ±150 g
 - 3.2 阻 止 力 3 Kg 於 15 分/秒
STOPPER STRENGTH: 3 Kg FOR 15 MINUTE/second
 - 3.3 端子強度: 於端子先端各方向處, 加400g之力1分鐘, 而端子並無搖動, 脫落, 端子板破損等現象(一支端子一次)
STAKING OF TERMINALS: WHEN 400g/gs IS/ARE WEIGHTED ON TOP OF TERMINAL IN EVERY DIRECTION FOR ONE(1)MINUTE, LOOSE STAKING OF TERMINAL AND DAMAGE ON STATOR BOARD SHOULD NOT EXIST.
4. 電氣的性能 ELECTRICAL STRUCTURE
 - 4.1 接觸抵抗: DC. 5V. 0. 1A. 電壓降下法測定. 或以1KHZ±200HZ 2mV. 測定 20m Ω以下
CONTACT RESISTANCE: LESS THAN 20m ΩON DC. 5V. 0. 1A. MEASURED BY VOLTAGE DECREASING METHOD OR MEASURED BY 1KHZ±200HZ LESS THAN 2mV.
 - 4.2 絕緣抵抗: DC. 500V. 100 M Ω 以上
INSULATION RESISTANCE: MORE THAN. 100 M ΩON DC. 500 V. MEASURED BY INSULATION TESTER
 - 4.3 耐 電 壓: AC. 500V. (50-60HZ.) 1分鐘並無異常發生
WITHSTAND VOLTAGE: AC. 500 V. (50-60HZ.) FOR 1 MIN.
5. 耐 濕 性 HUMIDITY TEST
放置溫度40±2°C, 相對濕度90-95%內 48 小時後除去水滴, 而於 30 分鐘內, 測定時, 絕緣抵抗為 10 M Ω以上。
INSULATION RESISTANCE IS 10 M ΩOVER MEASURED AFTER 30 MINUTE(S)AFTER REMAINING SWITCH FOR48 HOUR(S)AT THE CONDITION OF TEMPERATURE40 ±2 C AND HUMIDITY 90-95%.
6. 使用溫度範圍 TEMPERATURE RANGE: -10 C - +60 C
7. 壽命試驗 LIFE TEST
 - 7.1 試驗機速度 SPEED OF TESTING MACHINE: 15-20次/min
 - 7.2 負 荷 ~~有~~ 無 LOAD NO LOAD.
 - 7.3 往復動作 SWITCHING: 10,000 CYCLES.
 - 7.4 接觸抵抗 40 m Ω以下, CONTACT RESISTANCE: LESS THAN 40 m Ω
 - 7.5 迴轉力之變化 CHANGE OF ROTATION TORQUE: Kg cm.
 - 7.6 作動力之變化 CHANGE OF SWITCHING TENSION: ±30% g.

NOTICE: SUBJECT TO ALTERATIONS ON APPEARANCE AND TEPMS TO BE ALL WED OIHTOUT NOTICE DUE TO OUR QUALITY IMPROVEMENT:

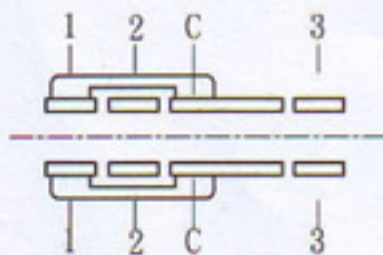
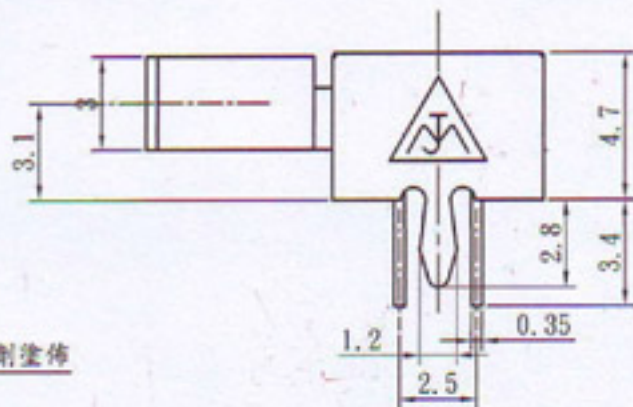
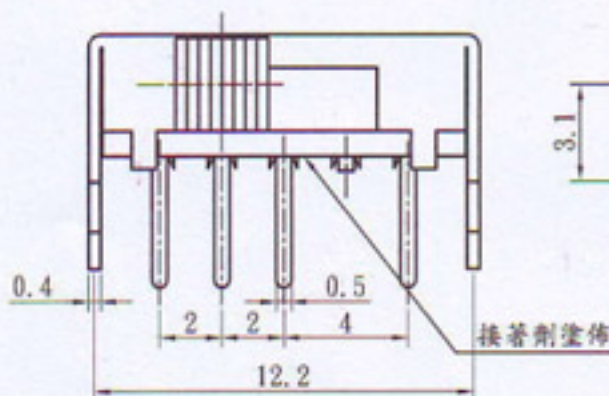


RoHS Compliance

尺寸公差	容許公差區分					
	A	B	C	D	E	F
1以下	±0.01	±0.025	±0.05	±0.1	±0.25	±0.5
1-2以下	±0.013	±0.03	±0.06	±0.13	±0.3	±0.6
2-4以下	±0.016	±0.04	±0.08	±0.16	±0.4	±0.8
4-8以下	±0.02	±0.05	±0.1	±0.2	±0.5	±1.0
8-16以下	±0.025	±0.06	±0.13	±0.25	±0.6	±1.25
16-31.5以下	±0.03	±0.08	±0.16	±0.3	±0.8	±1.6
31.5-50以下	±0.04	±0.1	±0.2	±0.4	±1.0	±2.0
50-125以下	±0.05	±0.13	±0.25	±0.5	±1.25	±2.5
125-250以下	±0.06	±0.16	±0.3	±0.6	±1.6	±3.0






P. C. B. LAYOUT



SCHEMATIC

注:1. 2poles 3positions
2. CHANGE OVER TIMING
NOT SPECIFIED

製品名	SGC-23P-06R反向 組立圖	投影法	單位	比例	備注
圖名		三角法	mm	4/1	容許公差:D
編號		承認	驗認	制圖	制圖日期
	S0732004	 經理 2004.02.13 陳秋榮	 陳 2004.02.13 木桂	 謝 2004.02.13 輝	2004.02.13