

# MRC series

## C4-A4x

### 14-pin, standard relay, 4-pole, plug-in, faston

<b>Type</b>	<b>C4-A4x/ ... V</b> Standard relays, 4 change-over contacts		
<b>Maximum contact load</b>	<b>10 A/250 V AC1</b>	<b>0,5 A/110 V DC1</b>	
	<b>10 A/30 V DC1</b>	<b>0,2 A/220 V DC1</b>	
<b>Recommended minimum contact load</b>	<b>10 mA/10 V</b>		
<b>Contacts</b>			
Material	Standard	Code 0	AgNi
	Optional	Code 8	AgNi + 10 μ Au
	Optional	Code 9	AgNi + 0,2 μ Au
Rated current	10 A		
Switch-on current max. (20 ms)	30 A		
Switching voltage max.	250 V		
AC load (Fig 1)	2,5 kVA		
DC load	see Fig. 2		

<b>Coil</b>			
Coil resistance	see table; tolerance ± 10 %		
Pick-up voltage	≤ 0,8 x U <sub>N</sub>		
Release voltage	≥ 0,1 x U <sub>N</sub>		
Nominal power	2,4 VA (AC)/1,4 W (DC)		

<b>Coil table</b>						
<b>VAC</b>	<b>Ω</b>	<b>mA</b>	<b>VDC</b>	<b>Ω</b>	<b>mA</b>	
24	65	100	24	414	58	
48	286	50	48	1K6	30	
115	1K7	21	110	8K1	13	
230	6K8	10	220	35K7	6,2	

<b>Insulation</b>	Volt rms, 1 min
Contact open	1000 V
Contact/contact	2,5 kV
Contact/coil	2,5 kV
Insulation resistance at 500 V	≥ 1 GΩ
Insulation, IEC 61810-5	2,5 kV/3

<b>Specifications</b>	
Ambient temperature operation/storage	-40 (no ice)...60 °C /-40 ... 80 °C
Pick-up time/bounce time	20 ms/≤ 3 ms
Release time/bounce time	8 ms/≤ 1 ms
Mechanical life ops	AC: 10 Mill./DC: 20 Mill.
DC voltage endurance at rated load	≥ 100000 switching cycles
Switching frequency at rated load	≤ 1200/ops/h
Protection class	IP40
Weight	90 g

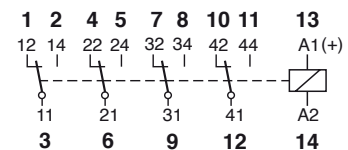
<b>Standard types</b>		
<b>AC 50 Hz/60 Hz: 24, 48, 115, (120), 230, (240)</b>	<b>C4-A40/AC ... V</b>	<b>C4-A48/AC ... V</b>
<b>LED</b>	<b>C4-A40X/AC ... V</b>	<b>C4-A48X/AC ... V</b>
<b>RC suppressor</b>	<b>C4-A40R/AC ... V</b>	<b>C4-A48R/AC ... V</b>
<b>DC: 24, 48, 110, 220</b>	<b>C4-A40/DC ... V</b>	<b>C4-A48/DC ... V</b>
<b>LED</b>	<b>C4-A40X/DC ... V</b>	<b>C4-A48X/DC ... V</b>
<b>Free wheeling diode</b>	<b>C4-A40DX/DC ... V</b>	<b>C4-A48DX/DC ... V</b>
<b>Polarity and free wheeling diode</b>	<b>C4-A40FX/DC ... V</b>	<b>C4-A48FX/DC ... V</b>
<b>AC/DC bridge rectifier 24 V, 48 V, 60 V</b>	<b>C4-A40BX/UC ... V</b>	<b>C4-A48BX/UC ... V</b>

"..." Enter the voltage for full type designation

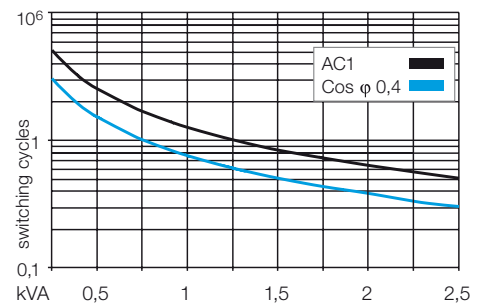
<b>Accessories</b>	
Socket:	<b>S4-B, S4-L, S4-P, S4-P0</b>
Optional accessories (blinking plug):	<b>SO-NP, SO-OP</b>



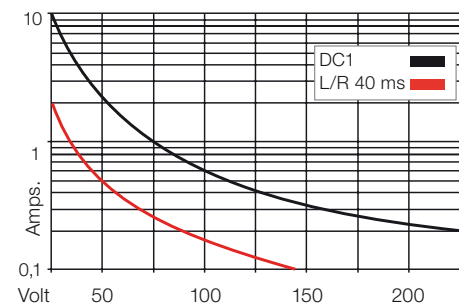
#### Connection diagram



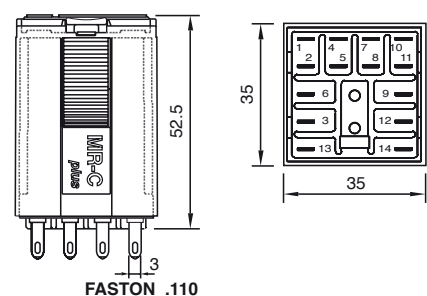
**Fig. 1 AC voltage endurance**



**Fig. 2 DC load limit curve**



#### Dimensions [mm]



#### Technical approvals, conformities



IEC 61810; EN 60947