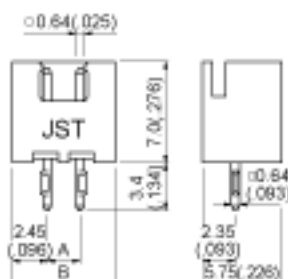


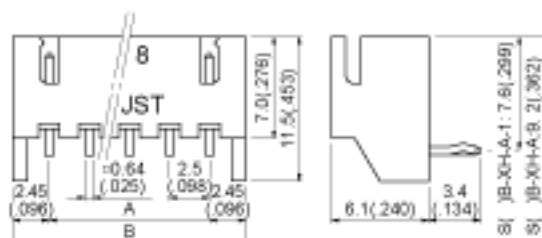
## Through-hole type shrouded header

The shrouded headers are interchangeable with those of the NR, NRD and BR insulation displacement connectors, and JQ board-to-board connectors.

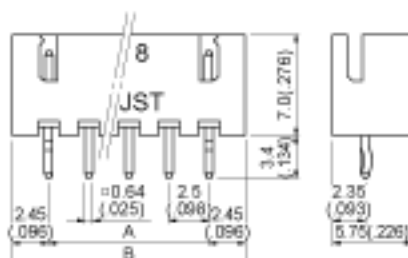
### Top entry type (2 circuits)



### Side entry type



### (3 to 20 circuits)



Circuits	Model No.		Dimensions mm(in.)		Qty / box	
	Top entry type	Side entry type	A	B	Top entry type	Side entry type
2	<b>B 2B-XH-A</b>	—	2.5 (.096)	7.4 (.291)	1,000	1,000
3	<b>B 3B-XH-A</b>	<b>S 3B-XH-A-1</b>	5.0 (.197)	9.9 (.390)	1,000	1,000
4	<b>B 4B-XH-A</b>	<b>S 4B-XH-A-1</b>	7.5 (.295)	12.4 (.488)	500	500
5	<b>B 5B-XH-A</b>	<b>S 5B-XH-A-1</b>	10.0 (.394)	14.9 (.587)	500	500
6	<b>B 6B-XH-A</b>	<b>S 6B-XH-A-1</b>	12.5 (.492)	17.4 (.685)	500	500
7	<b>B 7B-XH-A</b>	<b>S 7B-XH-A-1</b>	15.0 (.591)	19.9 (.783)	500	250
8	<b>B 8B-XH-A</b>	<b>S 8B-XH-A-1</b>	17.5 (.689)	22.4 (.882)	500	250
9	<b>B 9B-XH-A</b>	<b>S 9B-XH-A-1</b>	20.0 (.787)	24.9 (.980)	500	250
10	<b>B10B-XH-A</b>	<b>S10B-XH-A-1</b>	22.5 (.886)	27.4 (1.079)	250	250
11	<b>B11B-XH-A</b>	<b>S11B-XH-A-1</b>	25.0 (.984)	29.9 (1.177)	250	250
12	<b>B12B-XH-A</b>	<b>S12B-XH-A-1</b>	27.5 (1.083)	32.4 (1.276)	250	200
13	<b>B13B-XH-A</b>	<b>S13B-XH-A-1</b>	30.0 (1.181)	34.9 (1.374)	250	200
14	<b>B14B-XH-A</b>	<b>S14B-XH-A-1</b>	32.5 (1.280)	37.4 (1.472)	250	200
15	<b>B15B-XH-A</b>	<b>S15B-XH-A-1</b>	35.0 (1.378)	39.9 (1.571)	250	100
16	<b>B16B-XH-A</b>	—	37.5 (1.476)	42.4 (1.669)	200	100
20	<b>B20B-XH-A</b>	—	47.5 (1.870)	52.4 (2.063)	100	—

#### Material and Finish

Post: Brass copper-undercoated, tin/lead-plated  
Wafer: Nylon 66, UL94V-0, natural (white)