


PINS AND WRAP POSTS

A variety of connector Pins and Wrap posts are available



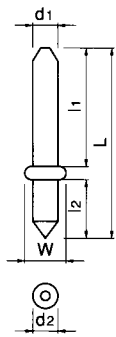
Various pins and wrap posts are available. The tips of the RT pins and the wrap posts are pyramid shaped to ensure smooth insertion into printed circuit boards. The RT pins are perfectly round since they are formed by drawing. The square wrap post is smooth on four sides but has sharp corners to ensure a secure and reliable wrapped connection.

Standards

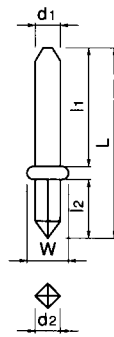
Recognized file No. E60389

RT pin

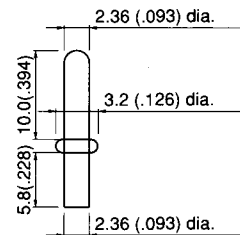
Shape A



Shape B



Shape C



Model No.	Dimensions mm (in.)						Material and Finish	Notes
	d	d	L	l	W	W		
RT-03T-0.1A	1.0 (.039)	1.0 (.039)	5.8 (.228)	4.8 (.189)	11.0 (.433)	2.0 (.079)	Brass, copper-undercoated, tin/lead-plated	A
RT-02T-1.3A	1.3 (.051)	1.3 (.051)	6.5 (.256)	3.5 (.138)	10.5 (.413)	2.5 (.098)		
RT-07T-1.3A	1.3 (.051)	1.3 (.051)	9.7 (.382)	5.7 (.224)	15.9 (.626)	2.5 (.098)		
RT-01T-1.5A	1.55 (.061)	1.55 (.061)	8.8 (.346)	6.2 (.244)	15.5 (.610)	2.5 (.098)		
RT-01T-1.0B	1.0 (.039)	1.1 (.043)	6.5 (.256)	4.3 (.169)	11.1 (.437)	2.0 (.079)		
RT-01T-1.3B	1.3 (.051)	1.4 (.055)	6.5 (.256)	3.5 (.138)	10.5 (.413)	2.5 (.098)		
RT-02T-1.3B	1.3 (.051)	1.4 (.055)	12.0 (.472)	3.5 (.138)	16.0 (.630)	2.7 (.106)		
RT-08T-1.3B	1.3 (.051)	1.4 (.055)	9.7 (.382)	4.0 (.157)	14.2 (.559)	2.5 (.098)	B	
RT-01T-1.5B	1.55 (.061)	1.6 (.063)	8.8 (.346)	4.0 (.157)	13.3 (.524)	2.5 (.098)		
RT-01N-2.3A	2.36 (.093)	2.36 (.093)	10.0 (.394)	5.8 (.228)	16.5 (.650)	3.2 (.126)		Brass, nickel-plated

Note:

- Specify "silver-plated pins" when ordering, if so desired. In this case the central letter "T" of each model number is changed to "A" (Example: RT-01T-1.3A is changed to RT-01A-1.3A)
- Contact JST if you require other dimensions or platings.